

One Shot Power Supply WSCC-101

P-239-37
819-0399

Installation Instructions



An Altra Industrial Motion Company

Installation Instructions

Part # 901-00-014

⚠ WARNING Failure to follow these instructions may result in product damage, equipment damage, and serious or fatal injury to personnel.

Introduction

Warner Electric's One Shot Power Supply provides a single overexcite voltage pulse when the switch is momentarily closed, or held closed, and is designed to be used with all 12VDC, 24VDC, 90VDC and 115VAC D-frame solenoid operated Wrap Spring products that contain an Actuator Limit Stop option.

Specifications

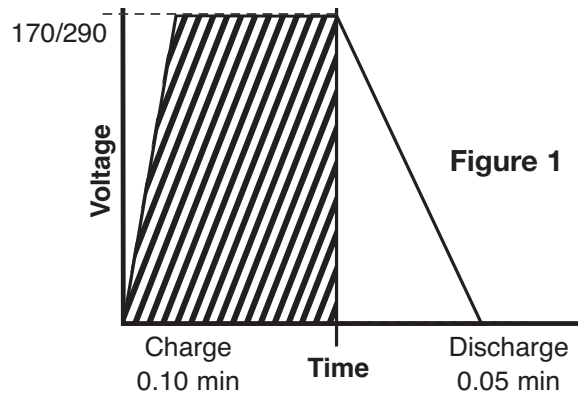
Input: 120/240 VAC, 50/60Hz
 Output: 160/290 VDC Peak, 3 Amps Max at 160 VDC output, 5 Amps Max at 290 VDC output
 Ambient Temperature: +32°F to +122°F
 0°C to +50°C

Solenoid	VAC Input	Maximum Cycle Rate
12 VDC	120	200 CPM
	240	35 CPM
24 VDC	120	300 CPM
	240	40 CPM
90 VDC	120	400 CPM
	240	60 CPM
115 VDC	120	350 CPM
	240	45 CPM

Table 1

Terminals: Amp Inc., Fast-on 250 Series Tabs (.250 X .032),
 For 14-16AWG AMP #640905-1
 For 18-22AWG AMP #640903-1

Charge/Discharge Time



Minimum charge time 0.10 sec.
 Minimum discharge time 0.05 sec.*
 *dependent on coil used

Installation and Operation

Mounting

The Unit may be mounted in any position through the use of the two mounting holes and 8 - 32 screws (See figure 2 for unit dimensions).

Wiring

The one shot must be wired as shown in Figure 3, otherwise the control will not function properly.

1. Wire AC line voltage through fuse to yellow connector as shown.
2. Wire solenoid coil to green connector as shown.
3. Wire switching circuit (relay contacts) to white, red and black connectors as shown.

When the switch/relay is actuated, the solenoid coil is energized by the pulse from the internal capacitor discharging. When the switch/relay is released or deactivated the internal capacitor is charged for the next cycle. The minimum time between operations is 15 milliseconds.

Customer's Switch Requirements

Single pole, double throw (SPDT) switch with contact ratings of 10 amps at 240 VAC.

Recommendations

Protect the control with a fuse on the hot side of the AC input voltage line.

For 120 VAC operation 3AMP, 125VAC FB
 For 240 VAC operation 5AMP, 250VAC FB

Dimensions

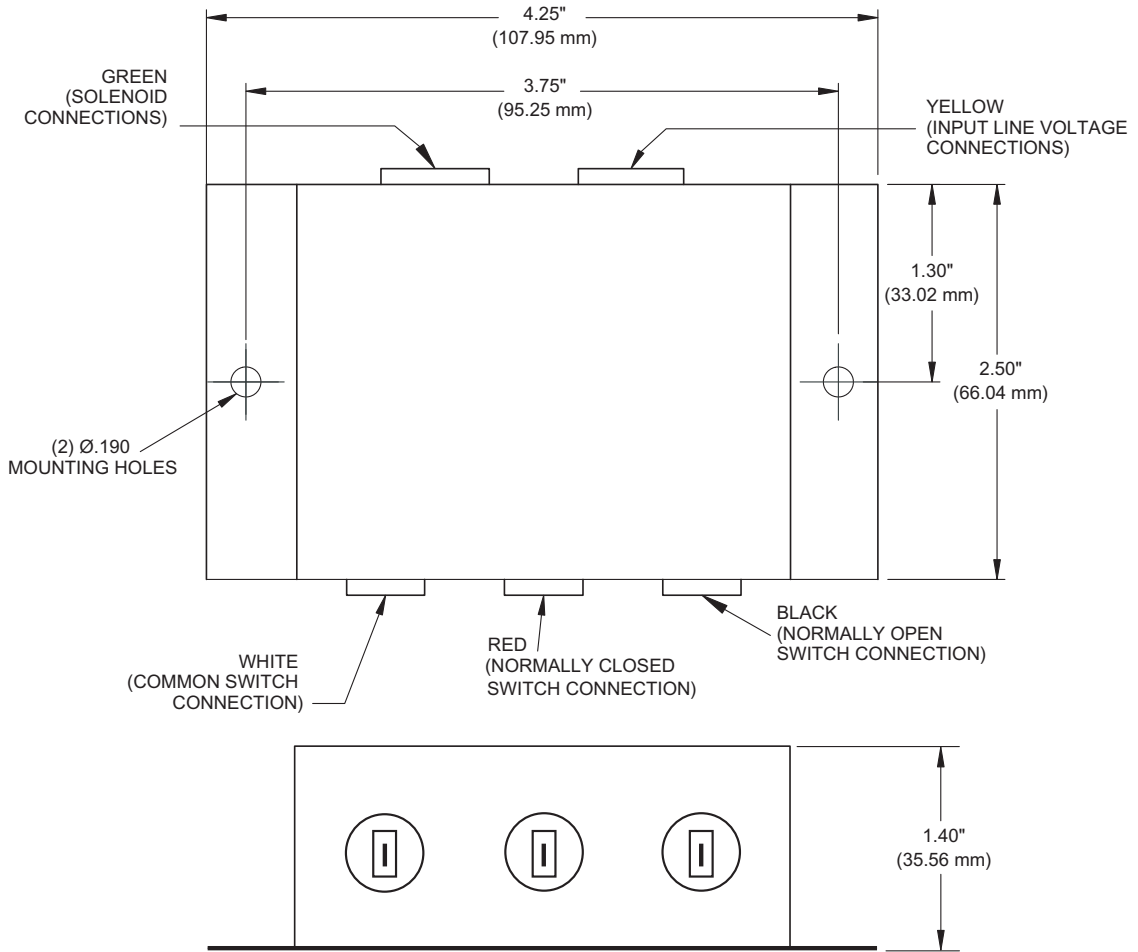


Figure 2

Connection Diagram

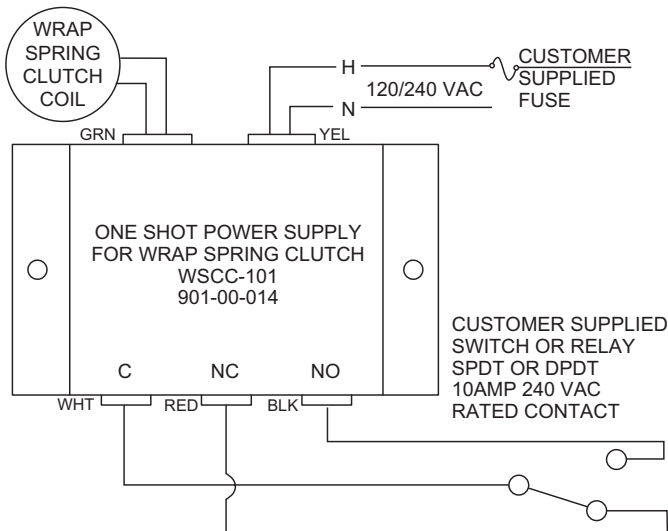


Figure 3

Warner Electric's Complete Line of Wrap Spring Products

Series	Torque Ratings	Models
Standard CB	from 25 lb.in to 2,500 lb.in	CB-2, CB-4, CB-5, CB-6 and CB-8
Super CB (SCB)	from 250 lb.in to 2,500 lb.in	Super CB-5, Super CB-6 and Super CB-8
WSC	from 25 lb.in to 2,500 lb.in	WSC-2, WSC-4, WSC-5, WSC-6 and WSC-8
Controls	One Shot Power Supply WSCC-101 and One Shot Octal Socket Power Supply WSCC-102	

Table 2

Warranty

Warner Electric LLC warrants that it will repair or replace (whichever it deems advisable) any product manufactured and sold by it which proves to be defective in material or workmanship within a period of one (1) year from the date of original purchase for consumer, commercial or industrial use.

This warranty extends only to the original purchaser and is not transferable or assignable without Warner Electric LLC's prior consent.

Warranty service can be obtained in the U.S.A. by returning any defective product, transportation charges prepaid, to the appropriate Warner Electric LLC factory. Additional warranty information may be obtained by writing the Customer Satisfaction Department, Warner Electric LLC, 449 Gardner Street, South Beloit, Illinois 61080, or by calling 815-389-3771.

A purchase receipt or other proof of original purchase will be required before warranty service is rendered. If found defective under the terms of this warranty, repair or replacement will be made, without charge, together with a refund for transportation costs. If found not to be defective, you will be notified and, with your consent, the item will be repaired or replaced and returned to you at your expense.

This warranty covers normal use and does not cover damage or defect which results from alteration, accident, neglect, or improper installation, operation, or maintenance.

Some states do not allow limitation on how long an implied warranty lasts, so the above limitation may not apply to you.

Warner Electric LLC's obligation under this warranty is limited to the repair or replacement of the defective product and in no event shall Warner Electric LLC be liable for consequential, indirect, or incidental damages of any kind incurred by reason of the manufacture, sale or use of any defective product. Warner Electric LLC neither assumes nor authorizes any other person to give any other warranty or to assume any other obligation or liability on its behalf.

WITH RESPECT TO CONSUMER USE OF THE PRODUCT, ANY IMPLIED WARRANTIES WHICH THE CONSUMER MAY HAVE ARE LIMITED IN DURATION TO ONE YEAR FROM THE DATE OF ORIGINAL CONSUMER PURCHASE. WITH RESPECT TO COMMERCIAL AND INDUSTRIAL USES OF THE PRODUCT, THE FOREGOING WARRANTY IS IN LIEU OF AND EXCLUDES ALL OTHER WARRANTIES, WHETHER EXPRESSED OR IMPLIED BY OPERATION OF LAW OR OTHERWISE, INCLUDING, BUT NOT LIMITED TO, ANY IMPLIED WARRANTIES OF MERCHANTABILITY OR FITNESS.

Some states do not allow the exclusion or limitation of incidental or consequential damages, so the above limitation or exclusion may not apply to you. This warranty gives you specific legal rights and you may also have other rights which vary from state to state.

Changes in Dimensions and Specifications

All dimensions and specifications shown in Warner Electric catalogs are subject to change without notice. Weights do not include weight of boxing for shipment. Certified prints will be furnished without charge on request to Warner Electric.



Warner Electric LLC
449 Gardner Street • South Beloit, IL 61080
815-389-3771 • Fax: 815-389-2582
www.warnerelectric.com
An Altra Industrial Motion Company